



JDGA

GPS antennas for demanding requirements

JDGA Ceramic Patch SMT GPS Antenna

10 X 10 X 4mm

Available Frequencies 1576MHz to 1615MHz



Typical Electrical Properties

Center Frequency	1605MHz \pm 3.0MHz (25 X 25mm ground plane)
Bandwidth	5.0MHz (min)
Return Loss	\leq -10dB
Gain @ zenith	-5.0dB (typ)
Gain @ 10° elevation	-13.0dB (typ)
Polarization	RHCP
Impedance	50 ohm
Frequency Temperature Coefficient	0 \pm 20ppm/C° (-40°C to 85°C)
Dielectric Constant K	90 \pm 2.5
Quality Factor, Q (=1/tan)	\geq 5000@9GHz
Temperature Coefficient of Resonant Frequency	0 \pm 20ppm/°C (-40°C to 85°C)



JDGA 1411 E Campbell Rd Richardson TX 75081 972-699-9976 972-699-9977 (fax)

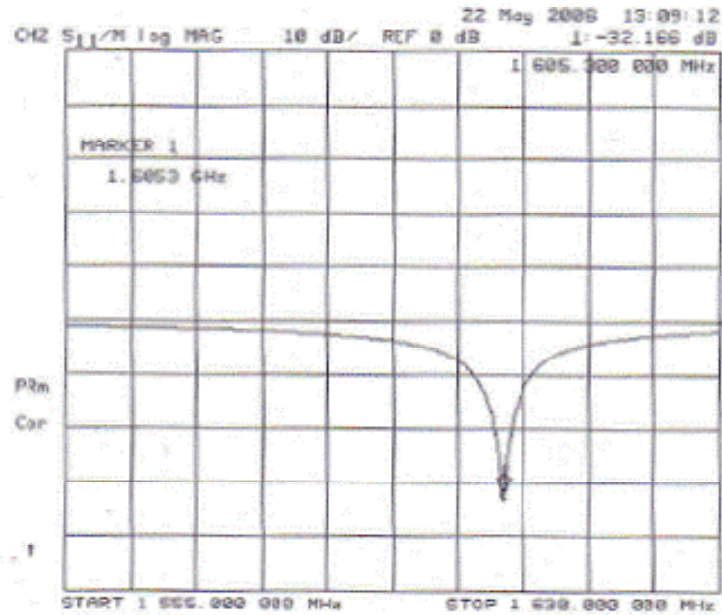
www.jdgagps.com



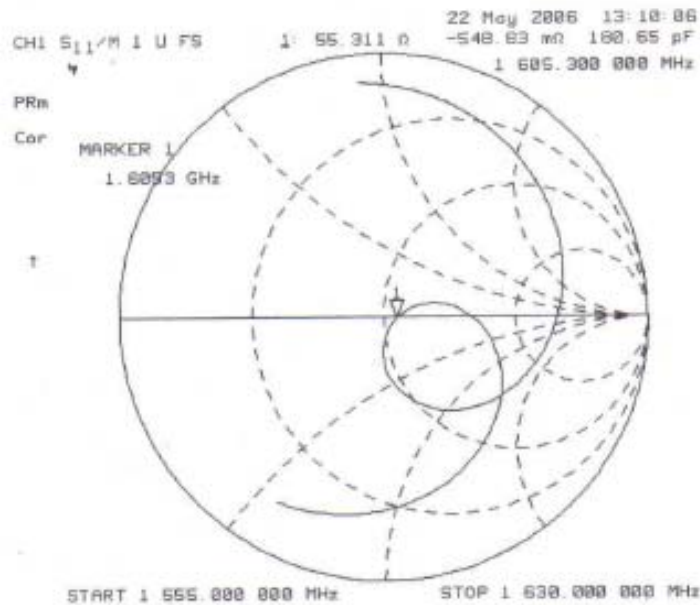
JDGA

GPS antennas for demanding requirements

Reflection Coefficient



Smith

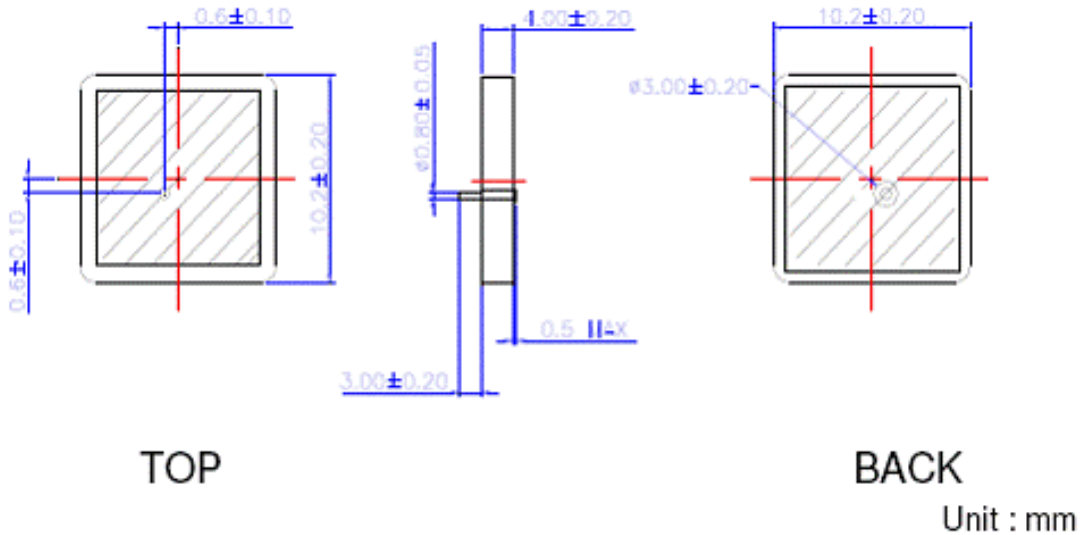




JDGA

GPS antennas for demanding requirements

Mechanical Dimensions



PART NUMBERS	FREQUENCY MHz
G100476P	1576
G100478P	1578
G100480P	1580
G100482P	1582
G100484P	1584
G100486P	1586
G100488P	1588
G100490P	1590
G100492P	1592
G100494P	1594
G100496P	1596
G100498P	1598
G100400P	1600
G100402P	1602
G100404P	1604
G100406P	1606
G100408P	1608
G100410P	1610
G100412P	1612
G100414P	1614